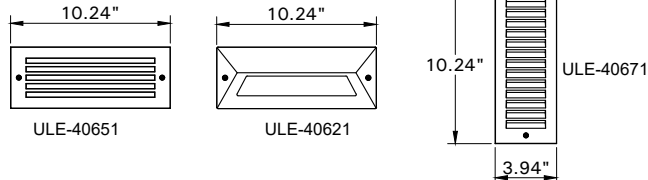
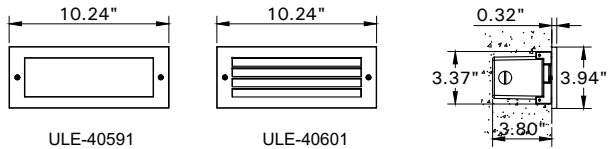


INSTALLATION AND SERVICE MANUAL

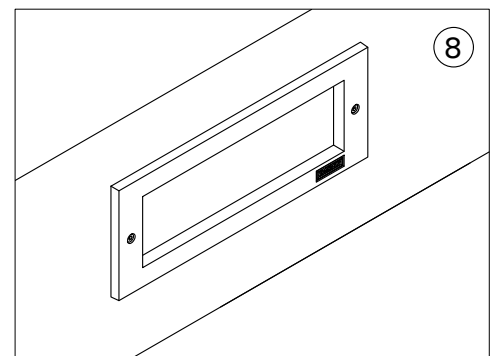
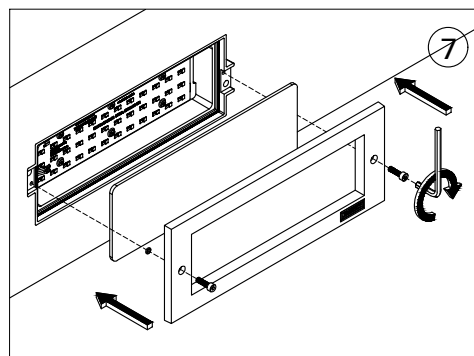
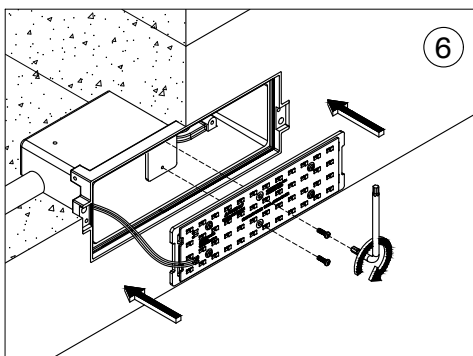
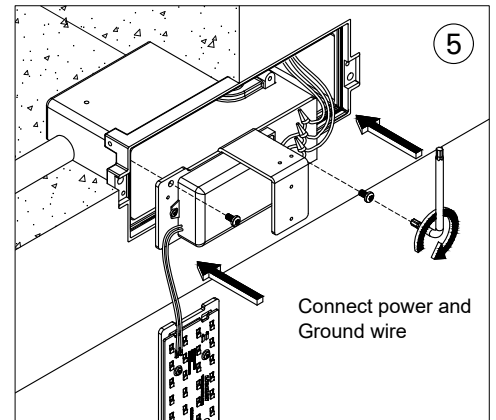
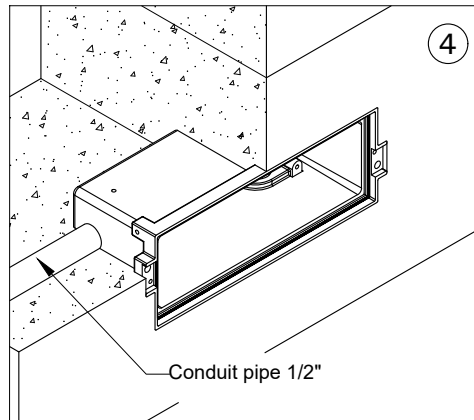
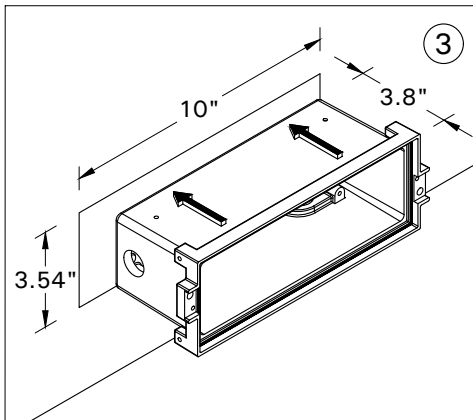
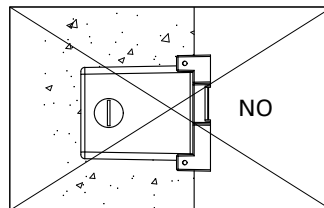
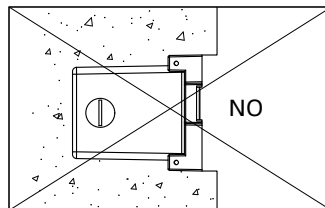
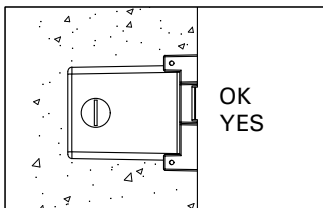
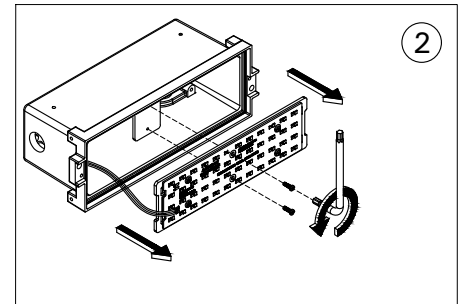
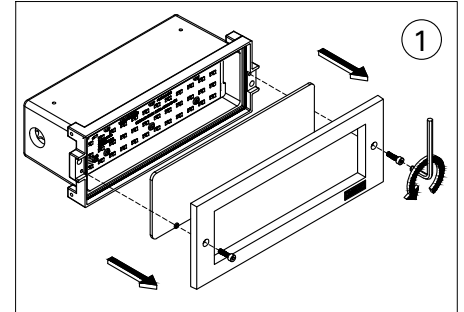
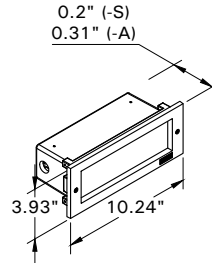
LIGMAN
NORTH AMERICA

For Installation of Legend Recessed Step .
Model. ULE-40591, ULE-40601, ULE-40611, ULE-40621, ULE-40671.

PRODUCT DRAWING (DIMENSIONS)



SUITABLE FOR WET LOCATIONS



Notice to installer :

- 1.WIRING INSTRUCTIONS** Warning : RISK OF FIRE AND ELECTRICAL SHOCK. : FIXTURE MUST BE INSTALLED BY A QUALIFIED ELECTRICIAN ONLY>FIXTURE IS INTENDED FOR INSTALLATION IN ACCORDANCE WITH THE NATIONAL ELECTRICAL CODE, LOCAL AND FEDERAL CODE SPECIFICATIONS. DISCONNECT POWER BEFORE SERVICING.
- 2.This fixture has a VOLTAGE SPECIFIC BALLAST,**Check that the supply voltage is the same as the installed ballast voltage.

Ligman Lighting USA

7144 NE Progress Court, Hillsboro
Oregon, 97124, USA
Tel : 503 645 0500 | Fax : 503 645 8100

www.ligmanlightingusa.com

ULE-40591 26/08/2024 REV.4
1/1

FM-TS-13-1/13-05-2563/Rev.6